



Table of Contents

895 North Parkway
Jefferson, WI. 53549
Phone: 920-674-6746
Fax: 920-674-9888
www.foremostbuildings.com

5. Accessories

5. ACCESSORIES

Table of Contents A1

Fasteners A2-3

Bolts A4

Sealants A4

Touch Up Paint A4

Panel Closures A5

Insulation..... A6

Light Transmitting Panels..... A7

Roof Vents A8

Roof Jacks A8

Snow Retention Systems A9










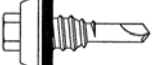

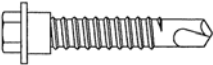






Roof Curbs..... A10






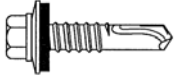



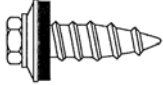
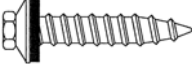
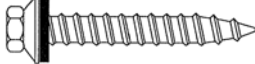
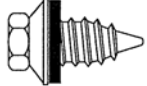





Louvers A10



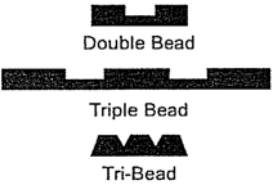


Walk Door Canopy A10












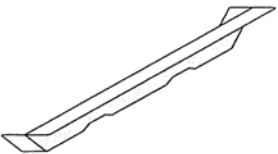
Walk Doors..... A11

Windows A12

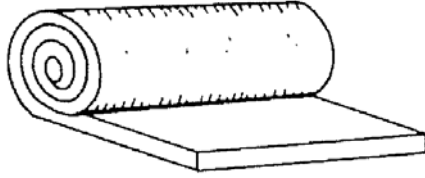
<p>Fastener #1</p>  <p>1/4-14 x 1" Driller 5/16" Hex Head w/Washer 250 ct bags</p>	<p>Fastener #1A</p>  <p>12-14 x 1" Driller 5/16" Hex Head 250 ct bags</p>	<p>Fastener #1C</p>  <p>12-14 x 3/4" Driller 5/16" Hex Head w/Washer 250 ct bags</p>
<p>Fastener #1D</p>  <p>1/4-14 x 1 1/4" Driller 5/16" Hex Head w/Washer 250 ct bags</p>	<p>Fastener #1E</p>  <p>1/4-14 x 1 1/4" Long Life Driller 5/16" Hex Head w/Washer 250 ct bags</p>	<p>Fastener #1F</p>  <p>1/4-14 x 1 1/2" Driller 5/16" Hex Head w/Washer 250 ct bags</p>
<p>Fastener #2A</p>  <p>17 x 1" Long Life AB 5/16" Hex Head w/Washer 250 ct bags</p>	<p>Fastener #3</p>  <p>12-14 x 1 1/4" Long Life Driller 5/16" Hex Head w/Washer 250 ct bags</p>	<p>Fastener #3A</p>  <p>12-14 x 1 1/2" Long Life Driller 5/16" Hex Head w/Washer 250 ct bags</p>
<p>Fastener #4</p>  <p>1/4-14 x 7/8" Long Life Lap TEK 5/16" Hex Head w/Washer 250 ct bags</p>	<p>Fastener #4A</p>  <p>1/4-14 x 7/8" Lap TEK 5/16" Hex Head w/washer 250 ct bags</p>	<p>Fastener #5</p>  <p>1/4-14 x 1 1/2" Shoulder TEK 2 5/16" Hex Head 250 ct bags</p>
<p>Fastener #6</p>  <p>12-24 x 1 1/4" TEK 4.5 5/16" Hex Head w/Washer 250 ct bags</p>	<p>Fastener #6A</p>  <p>12-24 x 1 1/4" TEK 4.5 5/16" Hex Head 250 ct bags</p>	<p>Fastener #8</p>  <p>10 x 1 1/2" Wood Grip 1/4" Hex Head w/Washer 250 ct bags</p>
<p>Fastener #8A</p>  <p>10 x 1" Wood Grip 1/4" Hex Head w/Washer 250 ct bags</p>	<p>Fastener #8B</p>  <p>10 x 2" Wood Grip 1/4" Hex Head w/Washer 250 ct bags</p>	<p>Fastener #8C</p>  <p>10 x 2 1/2" Wood Grip 1/4" Hex Head w/Washer 250 ct bags</p>

<p>Fastener #9</p>  <p>10 x 1 1/2" Long Life Wood Grip 5/16" Hex Head w/Washer 250 ct bags</p>	<p>Fastener #12</p>  <p>10 X 1" Pancake Head Driller #2 Phillips Pancake Head 250 ct bags</p>	<p>Fastener #13</p>  <p>10 x 1" Pancake Head Type A #2 Phillips Pancake Head 250 ct bags</p>
<p>Fastener #14</p>  <p>1/8" x 0.337" Pop Rivet 1/8" Diameter x 3/16" Grip Range 250 ct bags</p>	<p>Fastener #14A</p>  <p>1/8" x 0.525" Pop Rivet 1/8" Diameter x 3/8" Grip Range 250 ct bags</p>	<p>Fastener #17</p>  <p>12-14 x 1" Driller 5/16" Hex Head w/Washer 250 ct bags</p>
<p>Fastener #17A</p>  <p>12-14 x 1 1/4" Driller 5/16" Hex Head w/Washer 250 ct bags</p>	<p>Fastener #17B</p>  <p>12-14 x 1 1/2" Driller 5/16" Hex Head w/Washer 250 ct bags</p>	<p>Fastener #17C</p>  <p>12-14 x 3/4" Driller 5/16" Hex Head w/Washer 250 ct bags</p>
<p>Fastener #18</p>  <p>14 x 1" Type A 5/16" Hex Head w/Washer 250 ct bags</p>	<p>Fastener #18B</p>  <p>14 x 1 1/2" Type A 5/16" Hex Head w/Washer 250 ct bags</p>	<p>Fastener #18C</p>  <p>14 x 2" Type A 1/4" Hex Head w/Washer 250 ct bags</p>
<p>Fastener #19A</p>  <p>17 x 1" Type AB 5/16" Hex Head w/Washer 250 ct bags</p>	<p>Fastener #24</p>  <p>8 x 5/8" Nibbed Driller 1/4" Hex Head 250 ct bags</p>	<p>Fastener #209</p>  <p>14 x 2" Deck Screw #3 Phillips Truss Head 250 ct bags</p>
<p>Fastener #210</p>  <p>14 x 3" Deck Screw #3 Phillips Truss Head 250 ct bags</p>	<p>Fastener #211</p>  <p>14 x 4" Deck Screw #3 Phillips Truss Head 250 ct bags</p>	<p>Fastener #15D</p>  <p>14 x 6" Deck Screw #3 Phillips Truss Head 250 ct bags</p>

Bolts with Nuts 	Part Number	Size	Bolt Grade	Nut Grade	Finish	Weight Each
	HW-355	1/2"x1"	A307	A307	Plated	.13#
	HW-356	1/2"x1 1/4"	A307	A307	Plated	.14#
	HW-363	1/2"x1 1/4"	A325	A563	Plated	.18#
	HW-3544	5/8"x1 1/4"	A325	A563	Plated	.31#
	HW-357	5/8"x1 1/2"	A325	A563	Plated	.33#
	HW-3545	5/8"x1 3/4"	A325	A563	Plated	.35#
	HW-358	5/8"x2"	A325	A563	Plated	.37#
	HW-359	3/4"x1 3/4"	A325	A563	Plated	.55#
	HW-3536	3/4"x2"	A325	A563	Plated	.58#
	HW-360	3/4"x2 1/4"	A325	A563	Plated	.62#
	HW-3537	3/4"x2 1/2"	A325	A563	Plated	.65#
	HW-361	3/4"x2 3/4"	A325	A563	Plated	.68#
	HW-362	1/2"x1"	ButtonHd/Fin Hd		Plated	.10#
Tape Sealer - Flat 	Part #	Type	Width	Thickness	Length	Case Qty
	HW-505	Flat	3/8"	3/32"	45'	40
	HW-506	Flat	1"	3/32"	45'	20
	HW-507	Flat	1/2"	3/32"	50'	20
	HW-508	Flat	1"	1/8"	40'	12
	HW-509	Flat	1 5/8"	1/8"	30'	10
Tape Sealer 	Part #	Type	Width	Thickness	Length	Case Qty
	HW-500	Double	7/8"	3/16"	25'	8
	HW-502	Triple	2 1/2"	3/16"	20'	6
	HW-504	Tri	7/8"	3/16"	25'	8
Tube Sealant 	Part #	Type	Color	Tube Size	Case Qty	
	HW-548	Acrylic	White	11 oz	30	
	HW-550	Acrylic	Gray	11 oz	30	
	HW-540	Urethane	White	11 oz	30	
	HW-541	Urethane	Gray	11 oz	30	
	HW-542	Urethane	Bronze	11 oz	30	
	HW-544	Urethane	Almond	11 oz	30	
	HW-549	Non-Skinning Butyl	White	10 oz	30	
Touch Up Paint 	Part #	Type	Color	Size		
	HW-304	Signature 200	See Color Chart	2 oz		
	HW-305	Signature 300	See Color Chart	2 oz		
	HW-310S	Spray Primer	Red Oxide	1 Gallon		
	HW-310B	Brush Primer	Red Oxide	1 Gallon		
	HW-320S	Spray Primer	Red Oxide	5 Gallon		
	HW-320B	Brush Primer	Red Oxide	5 Gallon		

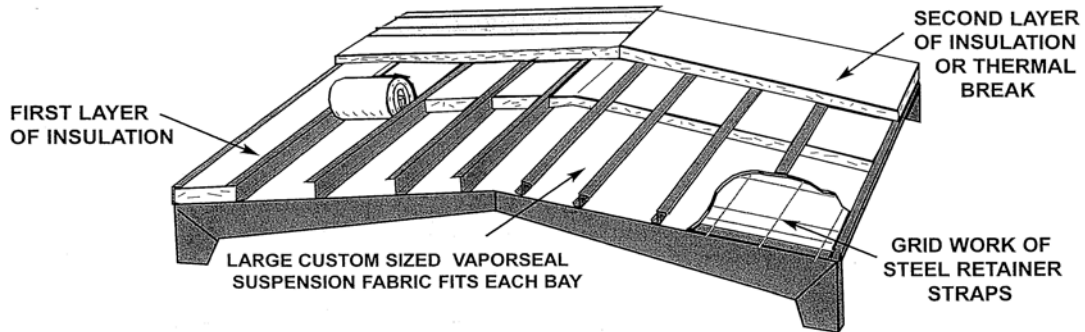
PBR Panel Closure Strip	Part #	Type	Adhesive	Size
 Inside  Outside	HW-455	Inside	No	1" x 36"
	HW-456	Outside	Yes	1" x 36"
PBU Panel Closure Strip  Inside  Outside	HW-459	Inside	No	1" x 36"
	HW-460	Outside	Yes	1" x 36"
PBA Panel Closure Strip  Inside  Outside	HW-464	Inside	No	1" x 36"
	HW-465	Outside	Yes	1" x 36"
PBC Panel Closure Strip  Inside or Outside	HW-462	Inside/Outside	Yes	1" x 32"
PBD Panel Closure Strip  Inside or Outside	HW-463	Inside/Outside	Yes	1" x 32"
7.2 Panel Closure Strip  Inside or Outside	HW-461	Inside/Outside	No	1" x 36"
Retro-R Panel Closure Strip  Inside  Outside	HW-468	Inside	No	1" x 36"
	HW-469	Outside	Yes	1" x 36"
PBR Panel Metal Closure Strip 	HW-4041	Outside	No	10 7/8" 26 ga. Galvalume only - 3 per panel required

Metal Building Insulation



Fiberglass Thickness	R Value	Facings
3"	R-10	• Vinyl
3 1/2"	R-11	• RFSK
4"	R-13	• Polypropylene Scrim Kraft
6"	R-19	WMP-VR Light Duty
8"	R-25	WMP-10: Standard Duty
		WMP-30: Heavy Duty
Roll Widths		
36"	60"	• Specialty facings available – please inquire
48"	72"	• Unfaced fiberglass insulation also available
Insulation Accessories		Tab Sizes (Stapled Tabs Standard)
Patch Tape		2 - 3" tabs
Double Faced Tape		1 - 6" tab
Staplers and Staples		<i>Note: Long tabs and double stick tape on one tab available upon request</i>

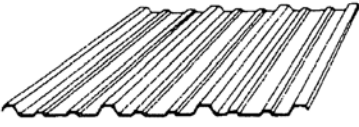
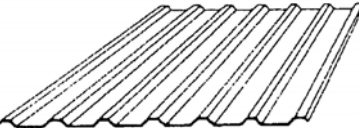
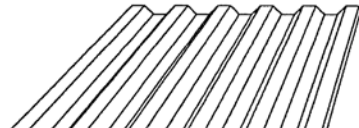

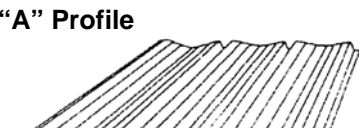


Insulation Systems

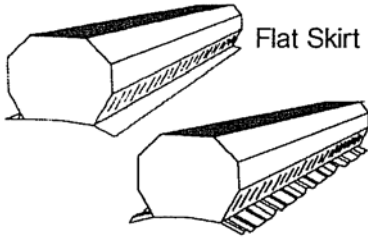


Types: (Please inquire for details)

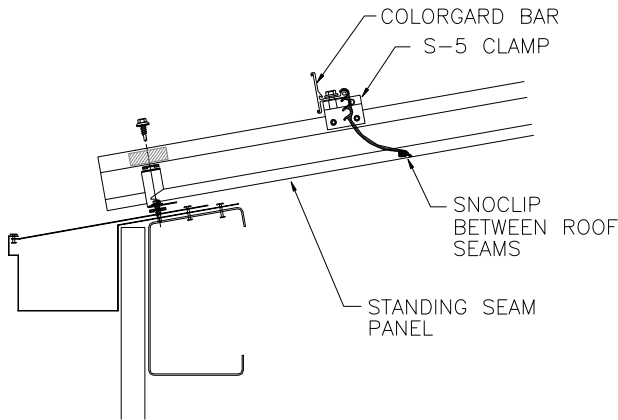
- Simple Saver (shown)
- Purlin Glide
- Banded
- Bag and Sag

** Rigid Board Insulation also available
 Please inquire for additional information

Light Transmitting Panels				
	Part #	Length	Color	Description
"R" Profile 	HW-1432	10'-8"	White	8 ounce High Strength Acrylit UV resistant
	HW-1434	11'-0"	White	8 ounce High Strength Acrylit UV resistant
	HW-1436	12'-0"	White	8 ounce High Strength Acrylit UV resistant
	<i>0.032" Polycarbonate panels also available (clear or opaque)</i>			
"U" Profile 	HW-1438	10'-8"	White	8 ounce High Strength Acrylit UV resistant
	HW-1440	12'-0"	White	8 ounce High Strength Acrylit UV resistant
"7.2" Profile 	HW-1528	12'-0"	White	8 ounce High Strength Fiberglass
"C" Profile 	HW-1645	12'-0"	White	8 ounce High Strength Fiberglass
"A" Profile 	HW-1430	11'-0"	White	8 ounce High Strength Acrylit UV resistant
"Stormproof" Profile 	HW-1566A	10'-0"	White	5 ounce non-reinforced Fiberglass <i>0.032" Polycarbonate panels also available (clear or opaque)</i>
Ridge Cap 			<i>0.039" Polycarbonate</i>	<i>10'-6" Lengths</i> <i>Clear or opaque</i>

Continuous Vent	Part				Weight	
	Number	Size / Type	Gauge	Damper	Each	
 <p>Flat Skirt</p> <p>Die-Formed Skirt</p>	HW-702	9" x 10'-0 w/ Flat Base	26	Yes	115 #	
	HW-704	12" x 10'-0 w/ Flat Base	26	Yes	150#	
	HW-702R	9" x 10'-0 w/ PBR Base	26	Yes	115#	
	HW-702U	9" x 10'-0 w/PBU Base	26	Yes	115#	
	HW-704R	12" x 10'-0 w/ PBR Base	26	Yes	150#	
	HW-704U	12" x 10'-0 w/PBU Base	26	Yes	150#	
Continuous vents include 2 end skirts and single vent operator. Vent will accommodate up to 6:12 slope						
Circular Vent	FL-56FH	20" - Flat Base - Hillside	26	Yes	38#	
	FL-56FP	20" - Flat Base - Peak	26	Yes	38#	
	FL-56RH	20" - PBR Base - Hillside	26	Yes	38#	
	FL-56RP	20" - PBR Base - Peak	26	Yes	38#	
	FL-56UH	20" - PBU Base - Hillside	26	Yes	38#	
	FL-56UP	20" - PBU Base - Peak	26	Yes	38#	
	FL-58FH	24" - Flat Base - Hillside	26	Yes	55#	
	FL-58FP	24" - Flat Base - Peak	26	Yes	55#	
	FL-58RH	24" - PBR Base - Hillside	26	Yes	55#	
	FL-58RP	24" - PBR Base - Peak	26	Yes	55#	
	FL-58UH	24" - PBU Base - Hillside	26	Yes	55#	
	FL-58UP	24" - PBU Base - Peak	26	Yes	55#	
	*Please specify roof slope					
	Rubber Roof Jack	Part	Temperature	Pipe	Base	Weight
Number		Range	Size	Dim.	Each	
HW-1000		-65° to +212°F	¼"-2"	4 ½"	.17#	
HW-1001		-65° to +212°F	¼"-4"	8"	.50#	
HW-1002		-65° to +212°F	4"-7"	11"	.95#	
HW-1003		-65° to +212°F	6"-11"	14"	1.55#	
HW-1004		-65° to +212°F	7"-13"	17"	2.56#	
Hi Temp Units						
HW-1046		-100° to +437°F	¼"-4"	8"	.50#	
HW-1047		-100° to +437°F	4"-7"	11"	.95#	
HW-1048		-100° to +437°F	7"-13"	17"	2.56#	
HW-1049	-100° to +437°F	10"-18"	25"	3.86#		
Retrofit Rubber Roof Jack	HW-1005	-65° to +212°F	½"-4"	8 3/16"	.74#	
	HW-1006	-65° to +212°F	4"-9 ¼"	14 ¼"	2.2#	
	HW-1007	-65° to +212°F	9 ¼"-16 ¼"	21 ½"	3.78#	
	Hi Temp Units					
	HW-1060	-100° to +437°F	½"-4"	8 3/16"	.74#	
	HW-1061	-100° to +437°F	4"-9 ¼"	14 ¼"	2.2#	
	HW-1062	-100° to +437°F	9 ¼"-16 ¼"	21 ½"	3.78#	

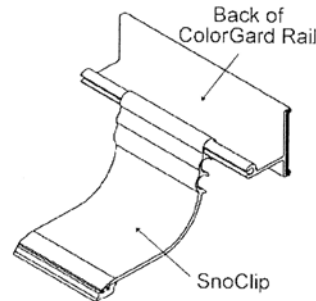
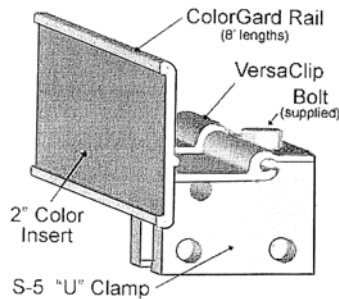
S-5 ColorGard® Snow Guard System



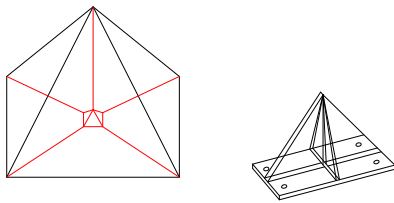
Our recommended snow retention system for metal roofs. Unsurpassed holding strength controls snow migration with a perfect color match that lasts the life of the roof. Plus it's easy to install.

System components:

- 8' ColorGard rail
- S-5 attachment clamps
- VersaClip (Optional)
- SnoClip II (Optional)
- Color strips to match roof panel are also available.



Poly Carbonate Snow Guards

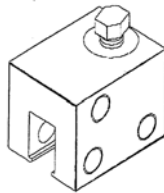


Available in various sizes, polycarbonate snow guards can be used on any metal roof system including standing seam.

Non-penetrating installations are achieved with tube adhesive or adhesive tape. Mechanical fastening is also available.

Clear poly carbonate snow guards are standard. Custom colors are also available.

S-5-U Clamp

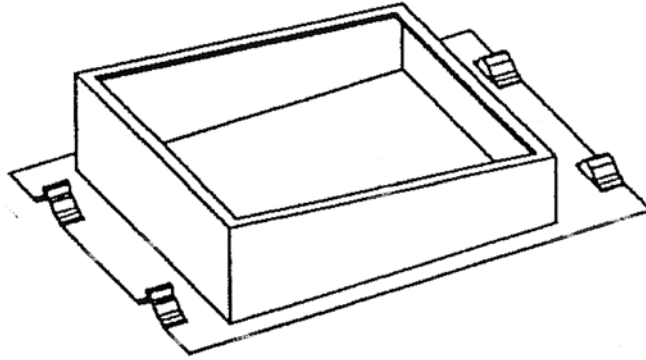


The ideal solution for attaching all types of roof top equipment to standing seam roofs: Conduits, walkways, lightning protection systems, exhaust stack bracing, equipment screens, signs, etc.

It will fit about 85% of the standing seam profiles manufactured in North America – including most structural metal building type profiles, as well as most of the popular architectural profiles.

It can be used on vertically oriented seams and, by rotating the clamp 90°, it can also be used on most horizontal seam profiles as well.

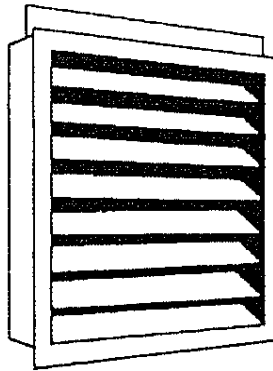
Roof Curbs



Features:

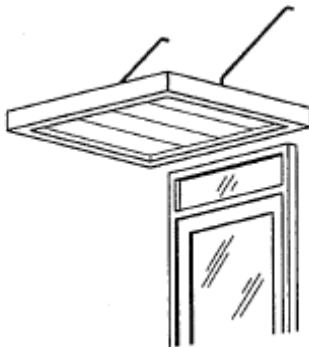
- Slope or ridge mounted
- Built in either aluminum or galvalume
- Insulated or non-insulated
- Panel caps sent loose or can be factory welded
- Framing packages available
- Custom colors available
- Split curbs available for retro-fit applications
- Roof hatches, smoke vents and skylites also available

Louver with Screen



Part Number	Size	Frame Gauge	Fin Gauge	Weight	
				Type	Each
FL-65	3'x3'	24 ga	24 ga	Fixed	63#
FL-66	3'x4'	24 ga	24 ga	Fixed	84#
FL-67	4'x4'	24 ga	24 ga	Fixed	96#
HW-780	3'x3'	18 ga	20 ga	Fixed	81#
HW-781	3'x4'	18 ga	20 ga	Fixed	108#
HW-782	4'x4'	18 ga	20 ga	Fixed	144#
HW-783	3'x5'	18 ga	20 ga	Adj	135#
HW-784	4'x4'	18 ga	20 ga	Adj	144#

Walk Door Canopy Kit



Standard Features:


- Easy installation for existing buildings
- Extends 4' from building line
- Includes support system
- Available widths: 4'-6" & 7'-6"
- Standard colors

- Custom canopy systems also available (multiple configurations) – please inquire.

Pre-Hung Walk Doors

Standard sizes:

- 3070
- 4070
- 6070



Installation in less than 30 minutes

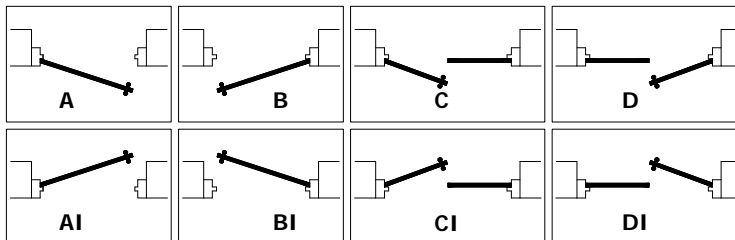
Standard Package Includes:

- White or bronze color finish
- 16 ga insulated door frame
- R-value = R-14
- Grade II cylindrical lever lock
- 20 ga, galvanized, insulated door leaf
- 12 ga adjustable connection clips
- Ball bearing hinges
- Aluminum threshold
- Kerfed weather seal
- Concealed sweep
- Standard closer
- Latchguard
- Fasteners and anchors for installation

Available Options:

- Narrow lite 6x30
- Vision lite 16x16
- Half glass 24x30
- 18 ga door leaf
- Fire rated door
- Prep for masonry wall installation
- Panic devices
- Mortise lock w/deadbolt
- Grade 1 lever lock
- Grade 1 closer
- Stainless steel ball bearing hinges
- Kick plate
- Crash chain
- Push / pull plate

SWING: SPECIFY USING LETTERS SHOWN BELOW

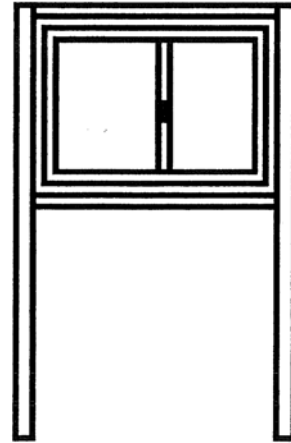


OUTSIDE OF BUILDING

Thermal Frame Windows

Standard Features

- Thermal-break aluminum frames
- Self flashing (standard or universal jamb trim)
- Self framing (no subframe) windows must be installed on 12" panel centers
- Windows with subframe can be installed @ any location along wall
- Bronze or white paint
- Clear insulated glass



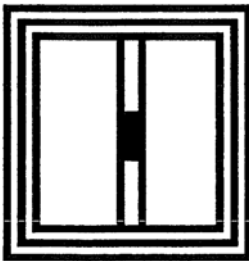
Optional Subframe

- 16 gauge galvanized subframe
- Installation time less than 30 minutes
- Universal jamb trim allows the window to fall at any location along wall panel
- Subframe provides work surface for liner panel attachment

Options available

- Tinted glass
- Low-E glass
- Pre-hung subframe system
- Custom window sizes

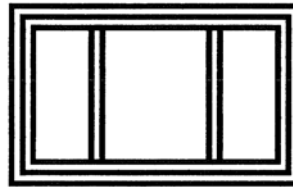
Horizontal Slider



Standard Sizes Available (w x h):

- 3030
- 3040
- 4030
- 4040
- 5040
- 6030
- 6040


Slider – Fixed - Slider



Standard Sizes Available (w x h):

- 6030
- 6040


Fixed Picture Window



Standard Sizes Available (w x h):

- 2060
- 2070
- 3030
- 4030
- 4040
- 6030

Single Hung



Standard Sizes Available (w x h):

- 3030
- 3040
- 3050
- 3060
- 4040